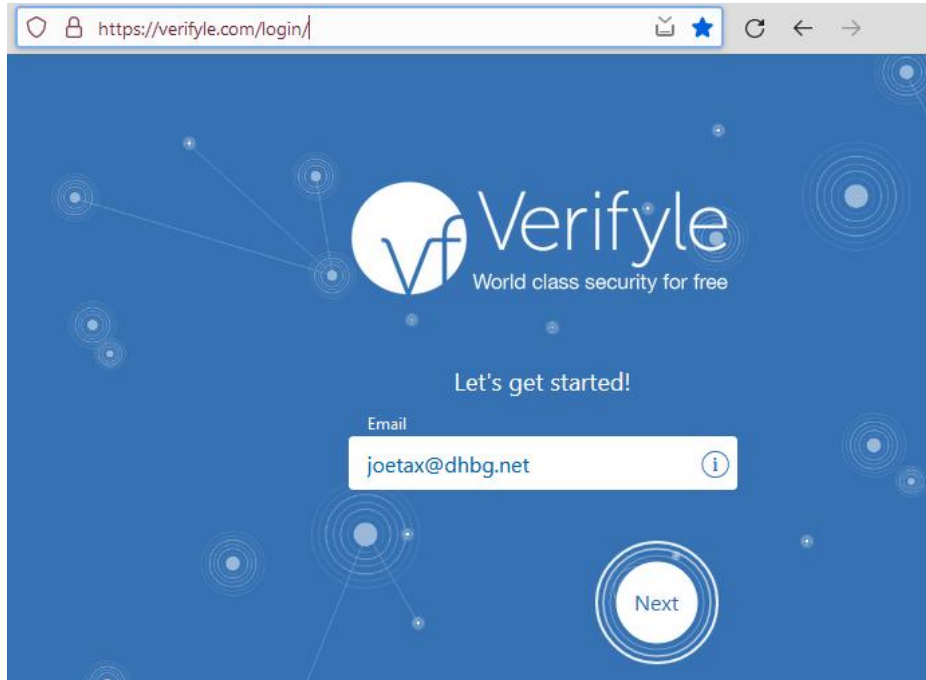


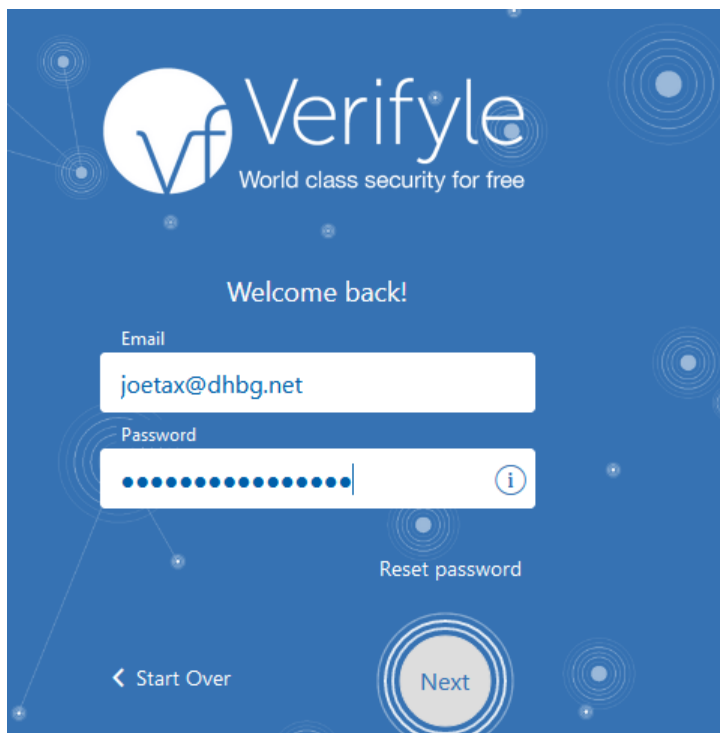
Working with Verifyle

Go to <https://verifyle.com> Enter your email address and click Next:



The screenshot shows a web browser window with the address bar displaying <https://verifyle.com/login/>. The page has a blue background with a network diagram pattern. The Verifyle logo, consisting of a white circle with 'vf' inside, is followed by the text 'Verifyle' and 'World class security for free'. Below this, the text 'Let's get started!' is centered. There is an 'Email' label above a text input field containing 'joetax@dhbg.net'. To the right of the input field is an information icon (i). Below the input field is a large circular button with the text 'Next'.

If you have saved your password in your web browser, simply click Next. If the password field is blank, enter the password from your records. If you don't remember the password, click Reset Password (above Next) and a password reset link will be sent to your email.

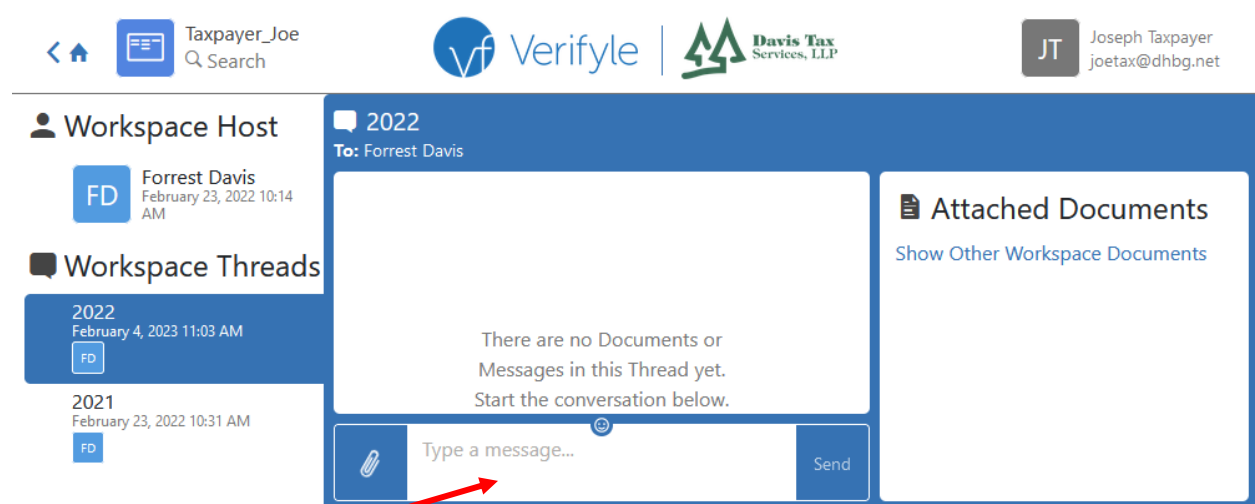


The screenshot shows the same Verifyle login page but with the 'Welcome back!' section. The 'Email' field still contains 'joetax@dhbg.net'. Below it is a 'Password' field filled with dots. To the right of the password field is an information icon (i). Below the password field is a link that says 'Reset password'. At the bottom left is a link with a left arrow and the text 'Start Over'. At the bottom right is a large circular button with the text 'Next'.

You will be taken to the home page for your Verifyle account. This is your personal, secure storage space, which you may use for your own file storage as well as tax documents. If you haven't set up any "workspaces" (folders), the only one appearing will be the one with your name and Forrest Davis as host. Click on this workspace to go to the section where files are shared with Davis Tax Services.



A workspace has three columns. The lefthand column shows "Workspace Threads," subfolders to organize your tax files by year. The center column is for secure messages to and from the host, and the righthand column is a list of documents that have been uploaded to this Workspace.



To send a secure message to Davis Tax Services, type it into the box at the bottom of the center column. To upload one or more files from your computer, click the paperclip to the left of the message box and select the files on your computer. Then, click Send.

To digitally sign for electronic filing

You will receive an email notifying you there is a message in Verifyle for you. Login and you will see a screen like this:

When you confirm the first signature, the screen will jump to where another signature is required. Click the Confirm button.

Box 4 Checkbox - Refund: You are due a refund based on the information provided on your tax return. Your refund amount will be deposited in the account listed in the Financial Institution Information Section (Part 3).

Box 5 Checkbox - Amount You Owe: You owe taxes based on the information provided on your tax return. You have elected to direct debit for payment. The payment will be withdrawn from the account and on the date listed in the Financial Institution Information Section (Part 3).

PART 4 - DECLARATION AND SIGNATURE AUTHORIZATION

Under penalties of perjury, I declare that I have examined a copy of my electronic Arizona individual income tax return and accompanying schedules and statements for the year ending December 31, 2022, and to the best of my knowledge and belief, it is true, correct, and complete. I further declare that the amounts of Arizona adjusted gross income, total tax, Arizona income tax withheld, and refund (or amount owed) listed above are the amounts shown on the copy of my electronic Arizona income tax return.

6a ☐ I consent that my refund be directly deposited as designated in the electronic portion of my 2022 Arizona individual income tax return.

6b ☒ I do not want direct deposit of my refund or I am not receiving a refund.

6c ☐ I authorize the Arizona Department of Revenue (ADOR) and its designated Financial Agent to initiate an ACH electronic funds withdrawal (direct debit) entry to the financial institution account indicated in the tax preparation software for payment of my Arizona taxes owed on this return. I also authorize the financial institutions involved in the processing of the electronic payment of taxes to receive confidential information necessary to answer inquiries and resolve issues related to the payment.

If I have filed a balance due return, I understand that if the ADOR does not receive full and timely payment of my tax liability by April 18, 2023, I will remain liable for the tax liability and all applicable interest and penalties. When electronically filing my federal and state tax returns, I understand that if there is an error on my federal return, my state return will also be rejected.

(Sign only after completing Part 2)

I consent to my Electronic Return Originator (ERO) or On-Line Service Provider (OLSP) sending my electronic Arizona individual income tax return and accompanying schedules and statements to ADOR, and I consent to my ERO or OLSP sending such information to ADOR through a transmitter. I consent to ADOR sending my ERO, OLSP and/or transmitter an acknowledgment of receipt of transmission and an indication of whether or not the transmission of my return is accepted and, if the return is rejected, the reason(s) for the rejection. If the processing of my return or refund is delayed, I authorize ADOR to disclose to my ERO, OLSP and/or transmitter the reason(s) for the delay, or when the refund was sent. If ADOR contacts my ERO for a copy of my return, any documents or schedules to my return, and/or this authorization form, I authorize my ERO to release copies of the requested documents to ADOR.

I authorize DAVIS TAX SERVICES LLP (ELECTRONIC RETURN ORIGINATOR) to make the election that I want my electronic signature to my electronic federal individual income tax return to serve as my signature to my electronic Arizona individual income tax return for the year ending December 31, 2022. I understand that when my ERO makes the election that my electronic signature to my federal individual income tax return will serve as my signature to my Arizona individual income tax return, I will have signed my Arizona individual income tax return and declared under penalties of perjury that to the best of my knowledge and belief the return is true, correct and complete.

YOUR PEN AND INK SIGNATURE: Joseph Taxpayer DATE: 01-26-2023

SPOUSE'S PEN AND INK SIGNATURE: _____ DATE: _____

Confirm

ADOR 10549 (22)
1211

You will then see a message that the signatures have been successfully recorded. You are done at that point, and Davis Tax Services has been notified that you have signed the forms.

To download a document

To save a document to your computer for your records, mouse over the file in the Attached Documents list. Click on the gear icon next to the file name to pop up a menu. On the popup menu, click on Download Document (or Download Multiple Documents to get several in one step).

Attached Documents

- Taxpayer_J_8879.pdf
Last Updated: 12:48 PM
- Taxpayer_J_2022.pdf**
- Taxpayer_J_2022docs.pdf
Last Updated: 12:18 PM

Show Other Workspace Documents

Taxpayer_J_2022.pdf

- Send to...
- Download Document**
- Preview Document
- Download Multiple Documents
- Mark as Read